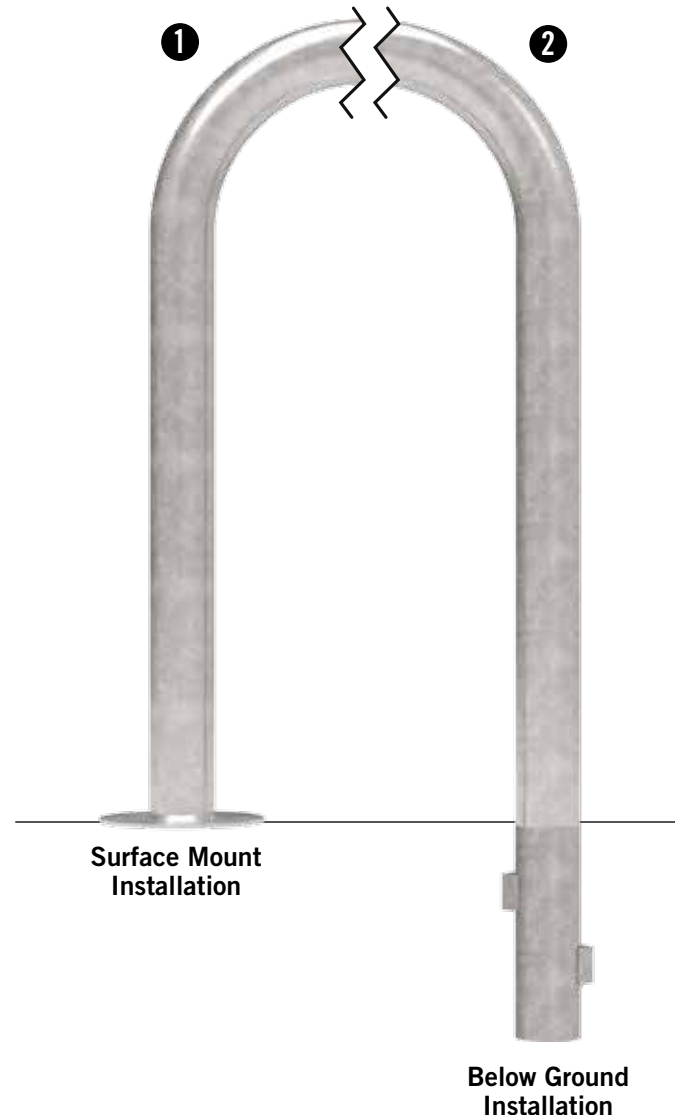


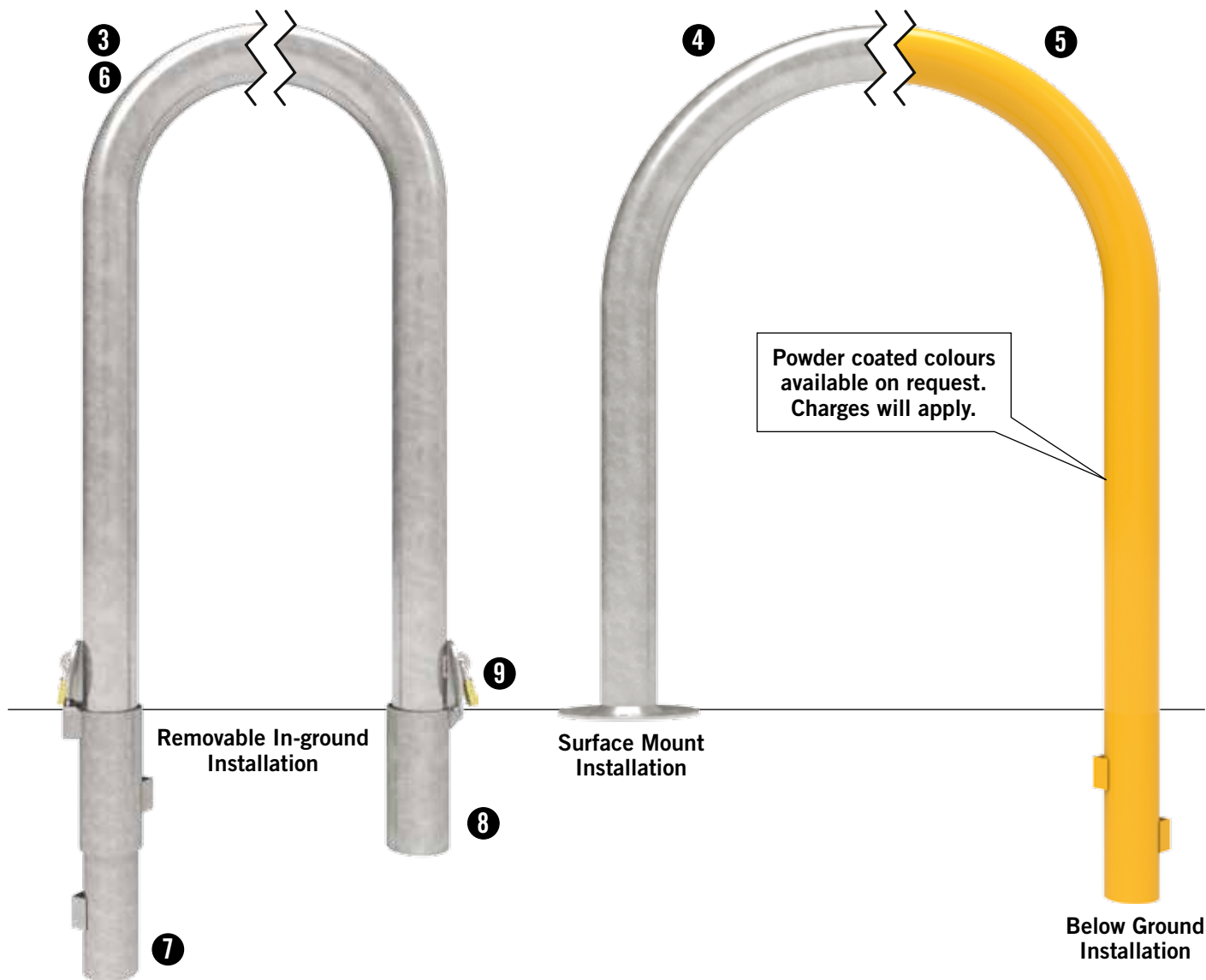
Galvanised Hoop Bollards Heavy Duty Steel

Hoop Bollards are rolled from a single piece of heavy wall pipe and are available at either 600 or 900mm wide models (500 or 810mm post centre to centre). Choose from three mounting options; fixed surface mount, fixed in-ground or removable in-ground. For removable models, there are two in-ground lockable sleeve options; Core Drilled (for existing concrete) or New Concrete. Hot dip galvanised is the standard finish but they can be powder coated in various colours on request (charges will apply).

STYLE	PART No.	A	B	C	D	E	F	G	CLR	Kgs	FINISH
1	CH9050SM-G	90	600	1100	–	5	225	6	250	31.4	HDG
2	CH9050BG-G	90	600	1100	300	5	–	–	250	28	HDG
3	CH9050SL-G	90	600	1100	225	5	–	–	250	29	HDG
4	CH9081SM-G	90	900	1100	–	5	225	6	405	29.8	HDG
5	CH9081BG-G	90	900	1100	300	5	–	–	405	33.2	HDG
6	CH9081SL-G	90	900	1100	225	5	–	–	405	31.2	HDG
7	BSL90S-NC	New concrete sleeve for 90mm hoop bollard – 2 required									
8	BSL90S-CD	Core drilled sleeve for 90mm hoop bollard – 2 required									
9	BPL2	High security 9mm shielded padlock with 2 keys									

Note: All dimensions in mm – (A) Post diameter, (B) Overall unit width, (C) Height above ground, (D) Depth below ground, (E) Wall thickness, (F) Base plate diameter, (G) Base plate thickness, (CLR) Centreline radius. **Finish:** Hot Dip Galvanised (HDG).

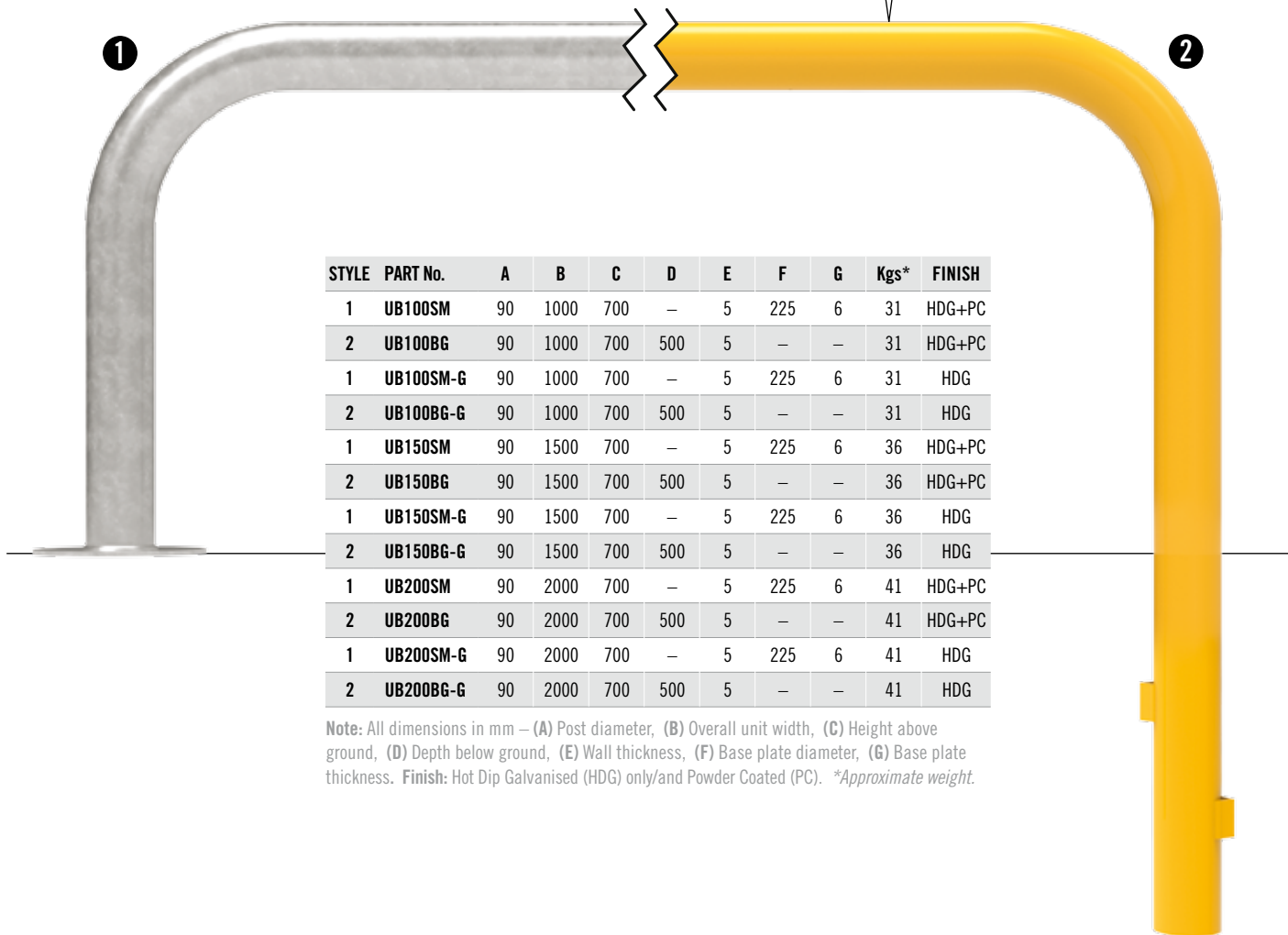




Galvanised U-Bars Heavy Duty Steel

Heavy duty one-piece steel U-Bars with a 5mm wall thickness and 90mm diameter in surface mount or below ground models. Available in three standard lengths, they come hot dip galvanised and can be supplied with or without powder coated surface finishes. Below ground model has welded concrete starter bars, while fixings are supplied with surface mount models. **Note:** Hot dip galvanised and Safety Yellow are standard, optional powder coat colours area available on request.

Powder coated colours
available on request.
Charges will apply.

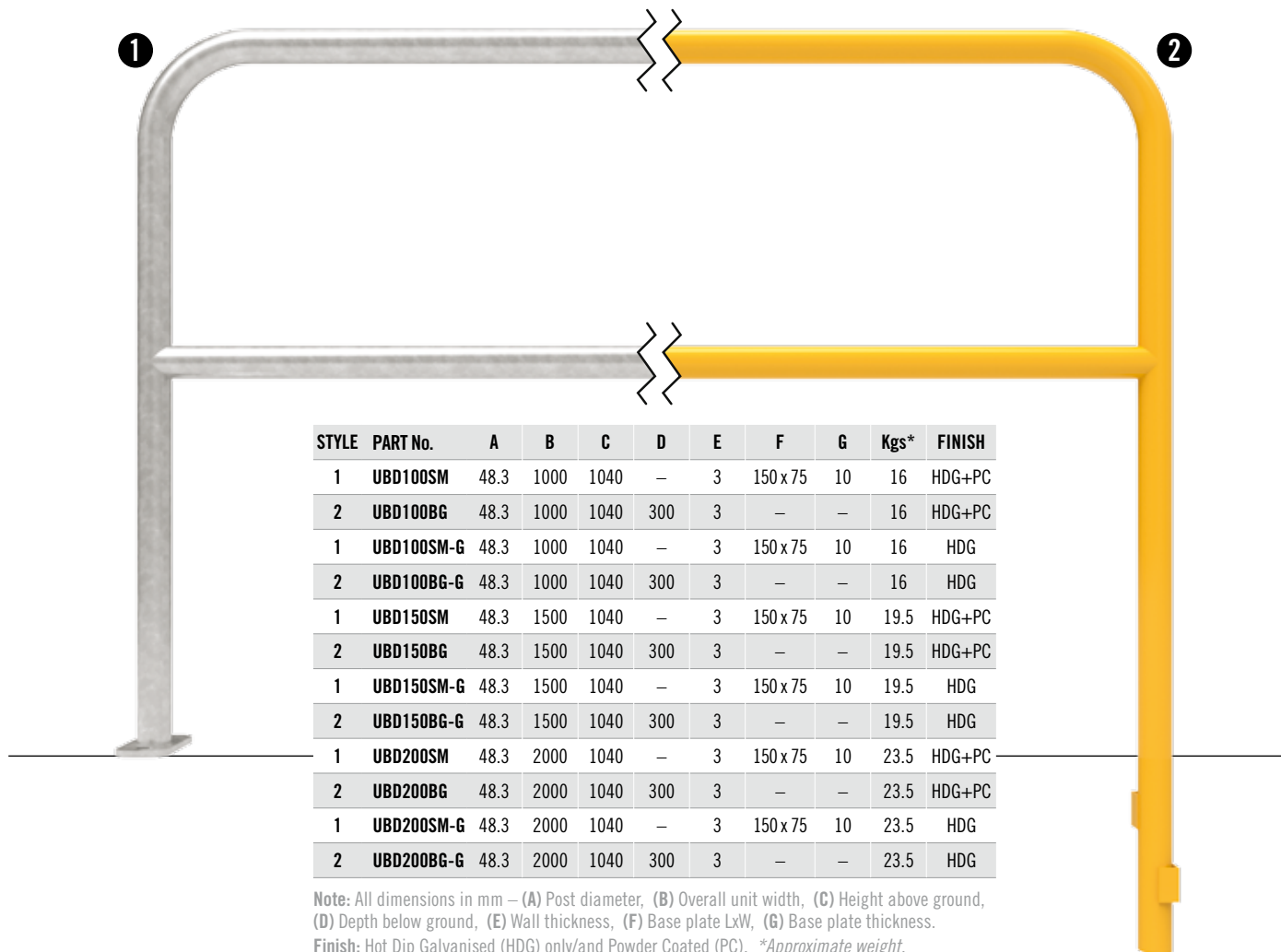


STYLE	PART No.	A	B	C	D	E	F	G	Kgs*	FINISH
1	UB100SM	90	1000	700	–	5	225	6	31	HDG+PC
2	UB100BG	90	1000	700	500	5	–	–	31	HDG+PC
1	UB100SM-G	90	1000	700	–	5	225	6	31	HDG
2	UB100BG-G	90	1000	700	500	5	–	–	31	HDG
1	UB150SM	90	1500	700	–	5	225	6	36	HDG+PC
2	UB150BG	90	1500	700	500	5	–	–	36	HDG+PC
1	UB150SM-G	90	1500	700	–	5	225	6	36	HDG
2	UB150BG-G	90	1500	700	500	5	–	–	36	HDG
1	UB200SM	90	2000	700	–	5	225	6	41	HDG+PC
2	UB200BG	90	2000	700	500	5	–	–	41	HDG+PC
1	UB200SM-G	90	2000	700	–	5	225	6	41	HDG
2	UB200BG-G	90	2000	700	500	5	–	–	41	HDG

Note: All dimensions in mm – (A) Post diameter, (B) Overall unit width, (C) Height above ground, (D) Depth below ground, (E) Wall thickness, (F) Base plate diameter, (G) Base plate thickness. Finish: Hot Dip Galvanised (HDG) only/and Powder Coated (PC). *Approximate weight.

Galvanised U-Bars Double Rail Steel

Double rail steel U-Bars with a 3mm wall thickness and 48.3mm diameter in surface mount or below ground models. Available in three standard lengths they come hot dip galvanised and can be supplied with or without powder coated surface finishes. **Note:** Hot dip galvanised and Safety Yellow are standard, optional powder coat colours area available on request.



STYLE	PART No.	A	B	C	D	E	F	G	Kgs*	FINISH
1	UBD100SM	48.3	1000	1040	–	3	150 x 75	10	16	HDG+PC
2	UBD100BG	48.3	1000	1040	300	3	–	–	16	HDG+PC
1	UBD100SM-G	48.3	1000	1040	–	3	150 x 75	10	16	HDG
2	UBD100BG-G	48.3	1000	1040	300	3	–	–	16	HDG
1	UBD150SM	48.3	1500	1040	–	3	150 x 75	10	19.5	HDG+PC
2	UBD150BG	48.3	1500	1040	300	3	–	–	19.5	HDG+PC
1	UBD150SM-G	48.3	1500	1040	–	3	150 x 75	10	19.5	HDG
2	UBD150BG-G	48.3	1500	1040	300	3	–	–	19.5	HDG
1	UBD200SM	48.3	2000	1040	–	3	150 x 75	10	23.5	HDG+PC
2	UBD200BG	48.3	2000	1040	300	3	–	–	23.5	HDG+PC
1	UBD200SM-G	48.3	2000	1040	–	3	150 x 75	10	23.5	HDG
2	UBD200BG-G	48.3	2000	1040	300	3	–	–	23.5	HDG

Note: All dimensions in mm – (A) Post diameter, (B) Overall unit width, (C) Height above ground, (D) Depth below ground, (E) Wall thickness, (F) Base plate LxW, (G) Base plate thickness.

Finish: Hot Dip Galvanised (HDG) only/and Powder Coated (PC). *Approximate weight.